

**GEAR SERIES**  
DİŞLİ SERİSİ /SERIE D'ENGRENAGE

**30'**

**CONNECTION TYPE**  
BAĞLANTI TİPİ / TYPE DE CONNEXION

**ISO**

**DIRECTION OF ROTATION**  
DÖNÜŞ YÖNÜ / SENSE DE ROTATION

**BI-DIRECTIONAL**  
ÇİFT YÖNLÜ / DOUBLE SENSE

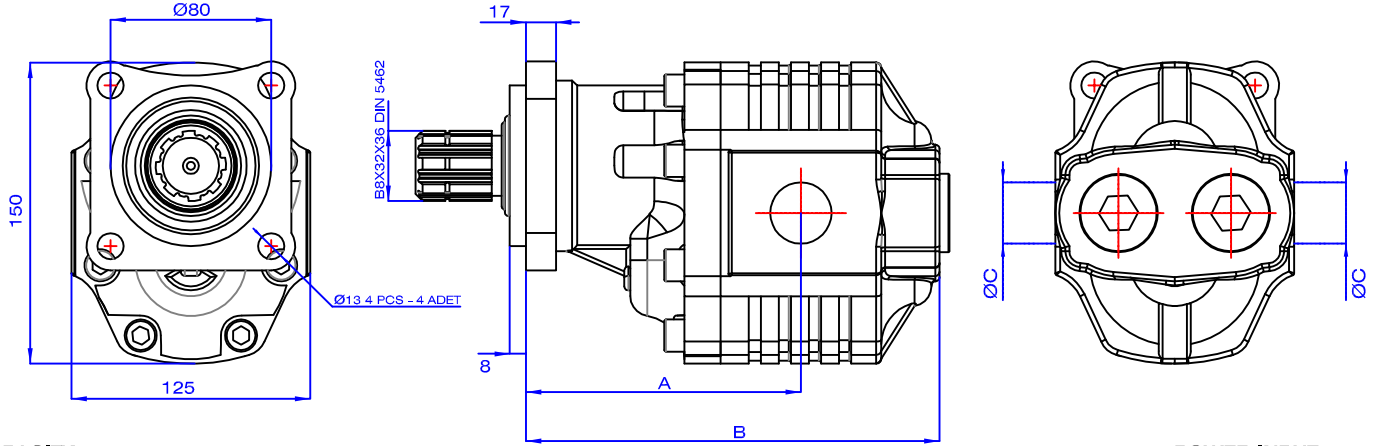
AVERAGE AMBIENT TEMPERATURE. ORTALAMA ORTAM SICAKLIĞI / Moyenne de Température Ambiante	<	-10°C	+10°C	>	
	/	-10°C	+10°C	/	
	/	+10°C	+35°C	/	
	/	+35°C	+35°C	/	
VG (cSt = mm2/s)		22	32	46	68
WORKING TEMPERATURE ÇALIŞMA SICAKLIK ARALIĞI / Température d'Opération		-15°C / +100°C			

**TECHNICAL DATAS**

**TEKNİK VERİLER - DONNES TECHNIQUE**

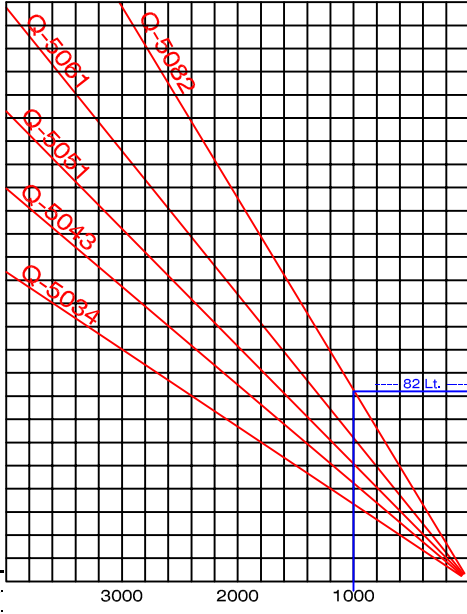
TYPE CODE KOD	DISPLACEMENT DEPLASMAN Déplacement Cm3 /rev.	CONTINUOUS OPERATING PRESSURE SÜREKLİ BASINÇ ARALIĞI / Pression de Travail en Continue	PEAK PRESSURE Test / PİK BASINCI / Pression de Test	MAX. CONTINUOUS SPEED MAKS. SÜREKLİ ÇALIŞMA HIZI / Vitesse de Travail Continue Max.	MIN. INTERMITTENT SPEED MİN. ÇALIŞMA HIZI / Vitesse de Travail intermittente Minimale	WEIGHT AĞIRLIK / Poids
Z-Q-5034-ISO-4X	34	290 Bar (Max.)	325 Bar (Max.)	2200 Rpm. D./Dak.-Tr/Min	350 Rpm. D./Dak.-Tr/Min	12,1 kg.
Z-Q-5043-ISO-4X	43	270 Bar (Max.)	295 Bar (Max.)	2200 Rpm. D./Dak.-Tr/Min	350 Rpm. D./Dak.-Tr/Min	12,6 kg.
Z-Q-5051-ISO-4X	51	230 Bar (Max.)	255 Bar (Max.)	2200 Rpm. D./Dak.-Tr/Min	300 Rpm. D./Dak.-Tr/Min	13,1 kg.
Z-Q-5061-ISO-4X	61	210 Bar (Max.)	230 Bar (Max.)	1800 Rpm. D./Dak.-Tr/Min	300 Rpm. D./Dak.-Tr/Min	13,6 kg.
Z-Q-5082-ISO-4X	82	200 Bar (Max.)	220 Bar (Max.)	1500 Rpm. D./Dak.-Tr/Min	300 Rpm. D./Dak.-Tr/Min	14,4 kg.

TYPE CODE KOD	A (mm)	B (mm)	C
Z-Q-5034-ISO-4X	124	176	G 3/4
Z-Q-5043-ISO-4X	127	181	G 3/4
Z-Q-5051-ISO-4X	130,5	188	G 1
Z-Q-5061-ISO-4X	136,5	193	G 1
Z-Q-5082-ISO-4X	142,5	206	G 1



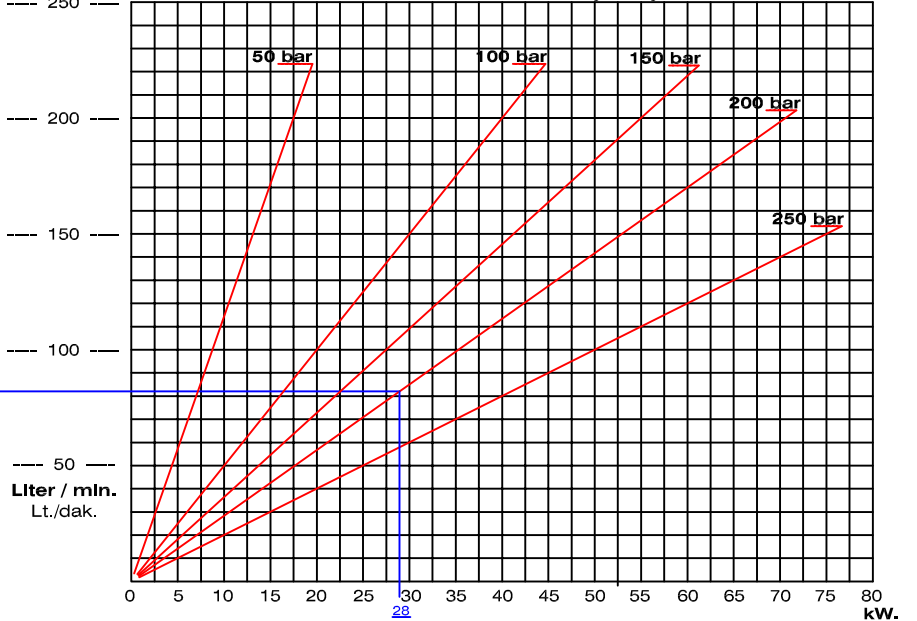
**CAPACITY**

KAPASİTE / CAPACITE



**POWER INPUT**

GÜÇ GİRİŞİ / ENTREE PUISSANCE



Rpm.  
D./Dak.  
Tr./min.

Liter / min.  
Lt./dak.

kW.